


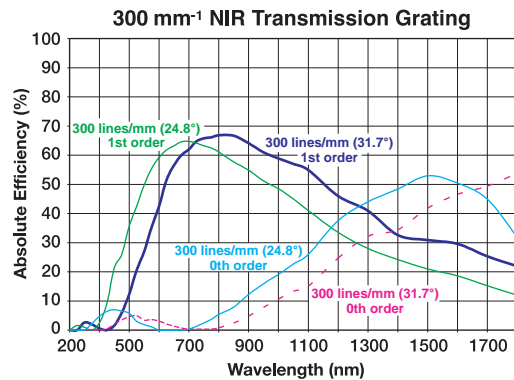
NIR Transmission Gratings



Specifications

- **Substrate Material:** Schott B270
- **Thickness:** 3 mm Nominal
- **Dimensional Tolerances:** ±0.5 mm
- **Thickness Tolerance:** ±0.5 mm
- **Surface Quality:** 60-40 Scratch-Dig

The NIR transmission gratings are designed to be used in the 0.5-1.8 μm spectral region. They operate with efficiencies similar to reflection gratings but allow for linear optical designs because the dispersed light is transmitted through the grating. Transmission gratings are also relatively insensitive to the polarization of the light.



ITEM#	GROOVES (lines/ mm)	BLAZE ANGLE	SIZE	\$	£	€	RMB	DESCRIPTION
GTI13-03A	300	31.7°	12.7 x 12.7 mm	\$ 69.40	£ 48.20	€ 61.70	¥ 586.10	Near IR Transmission Grating
GTI13-03	300	24.8°	12.7 x 12.7 mm	\$ 69.40	£ 48.20	€ 61.70	¥ 586.10	Near IR Transmission Grating

ITEM#	GROOVES (lines/ mm)	BLAZE ANGLE	SIZE	\$	£	€	RMB	DESCRIPTION
GTI25-03A	300	31.7°	25 x 25 mm	\$ 95.90	£ 66.50	€ 85.20	¥ 809.80	Near IR Transmission Grating
GTI25-03	300	24.8°	25 x 25 mm	\$ 95.90	£ 66.50	€ 85.20	¥ 809.80	Near IR Transmission Grating

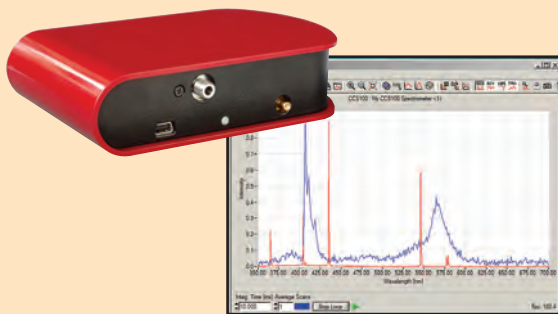
ITEM#	GROOVES (lines/ mm)	BLAZE ANGLE	SIZE	\$	£	€	RMB	DESCRIPTION
GTI50-03A	300	31.7°	50 x 50 mm	\$ 185.70	£ 128.80	€ 164.90	¥ 1,568.10	Near IR Transmission Grating
GTI50-03	300	24.8°	50 x 50 mm	\$ 185.70	£ 128.80	€ 164.90	¥ 1,568.10	Near IR Transmission Grating

Handling of Gratings

The surface of a diffraction grating can be easily damaged by fingerprints, aerosols, moisture, or the slightest contact with any abrasive material. Gratings should only be handled when necessary and always held by the sides. Latex gloves or a similar protective covering should be worn to prevent transfer of oil from fingers to the grating surface.

Any attempt to clean a grating with a solvent voids the warranty. No attempt should be made to clean a grating other than blowing off dust with clean, dry air or nitrogen.

Compact CCD Spectrometers



The CCS Series has three models to cover the wavelength range from the UV (200 nm) to the IR (1000 nm). They are an ideal product for educational applications or for general fiber-based systems. The unit shares features with larger more expensive units such as the ability to be synchronized via a TTL trigger input up to 100 Hz and to automatically compensating for noise created by dark current.

Features

- 3 Models Cover 200-1000 nm the Wavelength Range
- Resolution: <0.5 nm FWHM
- Integration Time: 10 μs to 60 s
- Czerny-Turner Spectrometer
- High-Speed USB Connection
- External Trigger Synchronization

See Pages 1310-1311